

The new digital divide is not between online and offline but between observer and participant.

To understand this divide, the Alliance for Affordable Internet (A4AI) conducted a mobile phone survey in nine low and middle income countries to estimate the state of connectivity in each of these countries and understand more about meaningful connectivity.

Meaningful connectivity is a framework and policy target to increase internet access within a country. It measures four key pillars of access: 4G-like speeds, smartphone ownership, an unlimited access point at home, work, or place of study, and daily use.



4G-LIKE INTERNET SPEEDS



SMARTPHONE OWNERSHIP



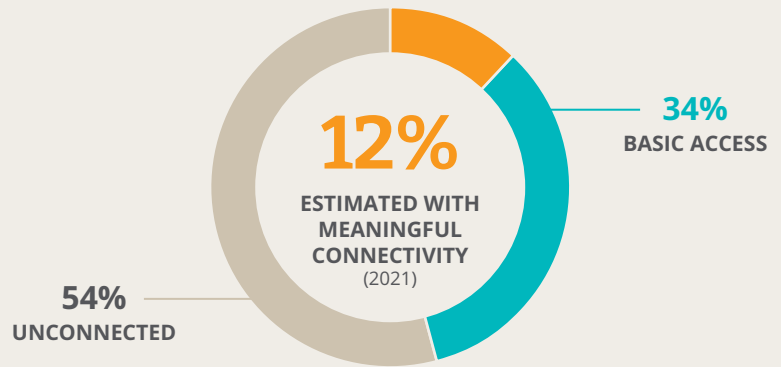
UNLIMITED ACCESS POINT



DAILY USE

Nigeria

MEANINGFUL CONNECTIVITY FACT SHEET

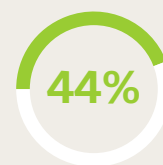


33%

NATIONAL ASSESSMENT FOR MEANINGFUL CONNECTIVITY
(2021, BASED ON PILLARS' AVERAGE)



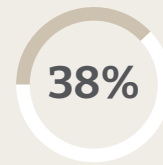
ESTIMATED TO HAVE 4G SPEEDS



ESTIMATED TO OWN A SMARTPHONE



ESTIMATED WITH UNLIMITED ACCESS



ESTIMATED TO HAVE DAILY INTERNET USE

Setting the policy agenda for the new digital divide with meaningful connectivity

- 1 Include meaningful connectivity measures within key ICT statistical data collection exercises.
- 2 Embed meaningful connectivity and its four pillars within the country's national broadband plan, universal access policy, and other key ICT regulations.

Who in Nigeria has meaningful connectivity?



Estimated Number of People with Meaningful Connectivity:

24.9m

	NATIONAL	MEN	WOMEN	URBAN	RURAL
% with Meaningful Connectivity	12.1%	15.5%	7.2%	16.4%	6.6%

Due to incomparability and variance between available data sources of internet use by gender and geography, some percentages may contain a margin of error and cannot be used to make projections on demographic estimates of population size.

Our access profiles are built on assumptions within the then latest available data for estimating internet access in Nigeria and using our survey data to estimate the kinds of access among Nigeria's internet users. This means the following table relies on [Afrobarometer's 2020 data](#) on ICT indicators, along with [ITU's WTID](#) and the [Inclusive Internet Index](#).

What happens when Nigerians have meaningful connectivity?

To understand the impacts of meaningful connectivity, we asked survey participants how confident they felt about finding pieces of information and if they had used the internet to do a range of activities in the past three months.

These are the results:

	NATIONAL		MEN		WOMEN		URBAN		RURAL	
	MC	Basic	MC	Basic	MC	Basic	MC	Basic	MC	Basic
From finding information online...										
How to book a medical appointment online	61.8%	49.2%	62.1%	48.8%	61.3%	49.6%	65.6%	51.2%	50.0%	45.0%
How to open a mobile money or bank account	84.3%	78.7%	84.5%	78.4%	83.9%	79.0%	85.4%	79.3%	80.6%	77.7%
How to report a crime	66.5%	54.8%	70.2%	54.8%	60.2%	54.8%	69.8%	55.6%	56.5%	53.3%
When the next election is	78.0%	70.0%	82.0%	70.9%	71.0%	69.1%	78.6%	69.2%	75.8%	72.1%
Where to find someone for a professional service	73.6%	66.8%	73.3%	64.5%	74.2%	68.8%	77.1%	70.7%	62.9%	57.6%
...to taking action online.										
Accessed healthcare	26.8%	23.3%	26.7%	21.9%	26.9%	24.7%	28.6%	23.1%	21.0%	24.0%
Bought something	67.3%	46.0%	65.2%	43.8%	71.0%	48.1%	67.2%	51.6%	67.7%	33.6%
Looked for job	61.0%	51.5%	59.6%	51.2%	63.4%	51.7%	58.9%	52.5%	67.7%	49.3%
Made a payment	88.6%	70.9%	89.4%	75.1%	87.1%	67.0%	87.0%	72.5%	93.5%	67.7%
Sold something	40.9%	28.4%	37.3%	23.8%	47.3%	32.7%	41.1%	29.3%	40.3%	26.6%
Looked up government services	77.6%	58.4%	76.4%	61.8%	79.6%	55.3%	77.6%	58.1%	77.4%	59.0%
Took a class	61.0%	43.2%	63.4%	44.6%	57.0%	41.8%	63.0%	45.7%	54.8%	37.6%